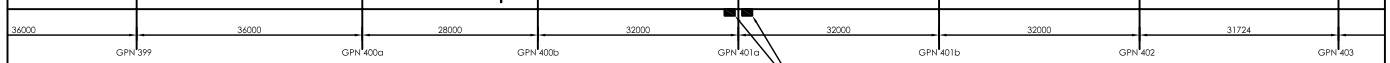
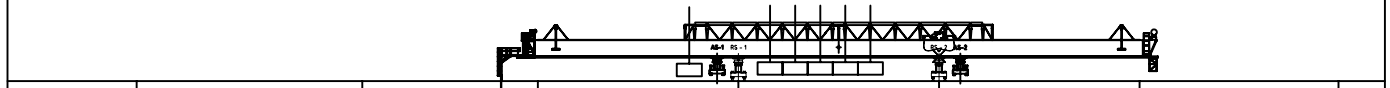


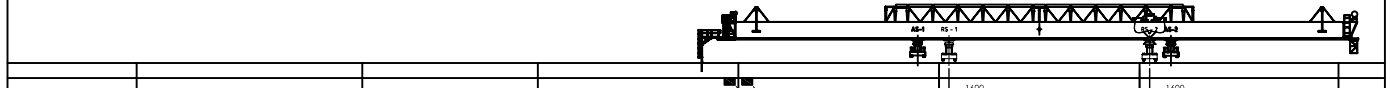
REALISE PAR UN PRODUIT AUTODESK A BUT EDUCATIF

- LG3 SKETCH -



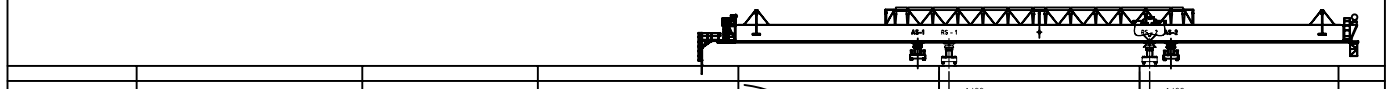
- TESTING OF GPN 401a

LOAD CELLS

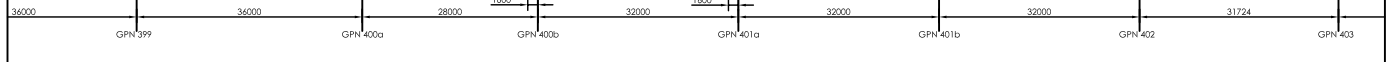
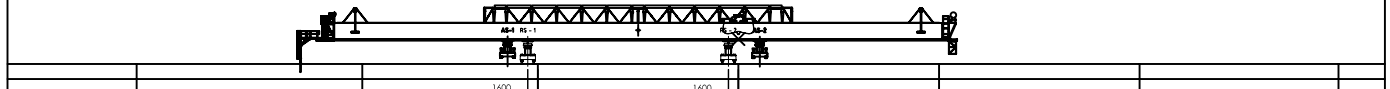


- LAUNCHING 1 SPAN UP-CHAINAGE + ADDITIONAL STEP RS-1

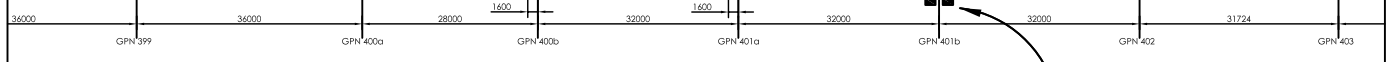
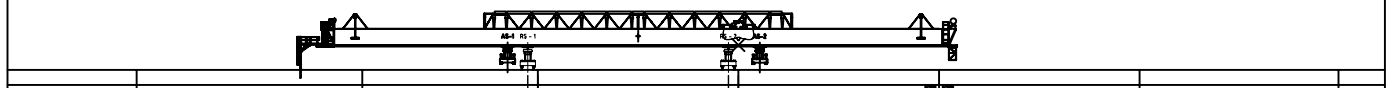
LOAD CELLS



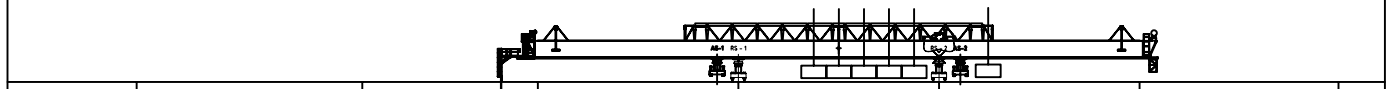
- REMOVAL OF LOAD CELLS FROM GPN 401a AND LOWERING OF THE SPANS



- LAUNCHING 2 SPANS DOWN-CHAINAGE + ADDITIONAL STEP RS-2



- LIFTING OF SPANS AND INSTALLATION OF LOAD CELLS AT 401b



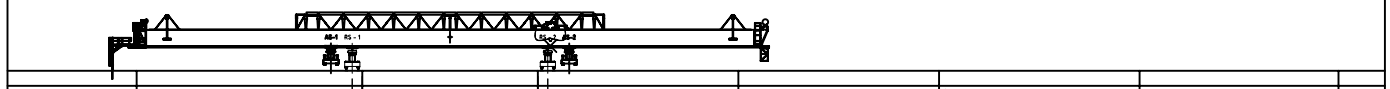
- LAUNCHING 1 SPAN UP-CHAINAGE
- TESTING OF GPN 401b

LOAD CELLS



- LAUNCHING 2 SPANS DOWN-CHAINAGE

LOAD CELLS



- REMOVAL OF LOAD CELLS FROM GPN 401b
- INSTALLATION OF LOAD CELLS ON GPN 396